

### Description

The Raufoss air coupling is a coupling system for pneumatic systems. Thanks to a unique insert technique by which the plastic pipe is inserted into the coupling by hand, assembly is very quick and simple and does not require any special tools.

The two main components in the coupling system are the pipe connection part (1) and the insert pin (2).

### Technical Data

#### General

Area of application	Compressed air
Working pressure	Max pressure corresponds to the requirements for nylon and hytel pipes.
Working temperature	-40 to +100 C




Figure: Raufoss air coupling




#### Material



Coupling housing	Brass alloy
O-rings	

#### Pipe requirements

Pipe material	Nylon and hytel pipes.	The pipes must be manufactured in accordance with the norms for: DIN74324/73378, SAE J844 NFR 12-632, ISO 7628
---------------	------------------------	----------------------------------------------------------------------------------------------------------------------

### Product Range

Name	Illustration	Part number
Raufoss air coupling straight Pipe Spiral		12387=6/xM12
		11534=12/1.5xM6
Sleeve Spiral-Spiral		11854=sleeve M16
Raufoss air coupling angle P5-Spiral		13990=P5xM12

Name	Illustration	Part number
Raufoss air coupling T Spiral-P5-Spiral		12386=M12xP5xM12
Raufoss air coupling insert pin P5-Spiral		12385=P5xM12
		13991=P5x16
		14789=P5x1/8"
		12389=P5x1/8" NPTF